



**Eurostyl**

Timber Entrance Door

# TIMBER ENTRANCE DOOR

EUROSTYL- TIMBER WINDOWS & DOORS MANUFACTURER

100% NATURAL WOOD AND TRADITION







# We invite you for the new front doors catalogue

## **We introduce you the new catalogue of front doors!**

It has been over 21 years since our company produced the first door. A lot has changed with us. We are constantly developing, implementing the new technologies, gaining new markets.

However, we still stick to our values and principles, like: honesty, full commitment to the work performed, responsibility and respect for tradition, to which we are consistently faithful from the very start.

Our love for wood, as well as admiration for its smell and beautiful texture, hasn't changed either. We are very lucky because we do what we love, and only then it can be done even better.

**We invite you to visit our catalogue!**







## Safety

Regardless of the style, each of our doors is equipped with a 5-point class RC-3 locking system by the German FUHR company, solid MACO hinges adjustable in three planes and toughened glass. At your request, we can use the WINKHAUS AV2 Heritage Lock (automatic locking system with steel hooks) and the WINKHAUS cylinder in various anti burglary classes.

## Design

We offer you traditional (Victorian, Georgian, Edwardian, 1920's/ 1030's) and modern English doors. We produce stable-doors as well. Ornamental and sandblasted panes, stained glass, traditional fittings, door knobs, knockers or letter boxes, will give them unique character. Every colour is available.

## OUR OFFER

**22**

YEARS OF EXPERIENCE

**15**

YEARS ON THE BRITISH MARKET

## Durability and functionality

We pay special attention to selection of the best materials and the production process itself. We want to be sure that you will receive the product of the highest quality. The use and maintenance manual guide is available on our website.

Following our recommendations guarantees that the door will function perfectly and look new for a very long time.

Our traditional English door have been tested in a notified European laboratory in accordance with applicable regulations on construction carpentry and can be marked with CE sign.



## CONSTRUCTION

### Traditional front door

- hardwood-frame thickness: 90mm,
- leaf thickness: 58mm,
- timber panels with thermal insulation
- EXITEX threshold,
- Q-LON SCHLEGEL weatherseal,
- REMMERS painting system.



### Insulated front door

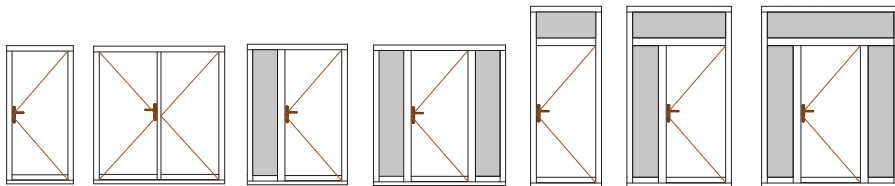
- hardwood frame thickness: 90mm,
- leaf thickness: 58mm,
- door leaf filled with PU thermal insulation material,
- EXITEX threshold,
- QLON SCHLEGEL weatherseal,
- REMMERS painting system,
- leaf steel reinforcement.





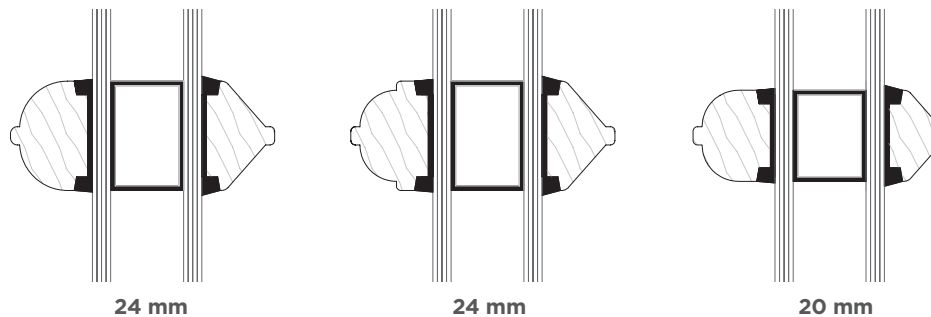
## Opening Types

- open IN (optional OUT)
- single, double doors,
- doors with sidelights/ toplights,
- direct glazing in frame/ dummy sashes.



## Bars Type

- astragal bars 20mm or 24mm with aluminum or plastic duplex,
- structural bars (min. 65mm),
- traditional leaded patterns,
- stained glass.



	Standard equipment	Optional equipment
<b>Opening types</b>	<ul style="list-style-type: none"> <li>• Open IN</li> </ul>	<ul style="list-style-type: none"> <li>• Open OUT</li> <li>• Single and double doors</li> <li>• Side and top lights</li> </ul>
<b>Hardware system</b>	<ul style="list-style-type: none"> <li>• MACO hinges adjustable in 3 planes,</li> <li>• 5- point locking system in the RC3 class of the German FUHR company</li> <li>• WINKHAUS insert Key One X-pert</li> </ul>	<ul style="list-style-type: none"> <li>• Winkhaus AV2 Heritage Lock</li> <li>• Winkhaus STV (handle on master and slave leaf)</li> <li>• WINKHAUS inserts with a higher anti-burglary degree</li> </ul>
<b>Handles</b>	<ul style="list-style-type: none"> <li>• Balmoral</li> <li>• Material: Aluminum</li> <li>• Standard colours: brass, satin chrome, polished chrome, black</li> </ul>	<ul style="list-style-type: none"> <li>• Other manufacturers and models</li> </ul>
<b>Threshold</b>	<ul style="list-style-type: none"> <li>• Exitex</li> </ul>	-
<b>Glazing</b>	<ul style="list-style-type: none"> <li>• Toughened double glazed unit 24mm</li> <li>• Ug= 1,1 W-m<sup>2</sup>K</li> <li>• warm edge TGI</li> </ul>	<ul style="list-style-type: none"> <li>• laminated glass,</li> <li>• ornamental glass,</li> <li>• stained glass</li> </ul>
<b>Timber</b>	<ul style="list-style-type: none"> <li>• pine, hardwood</li> </ul>	<ul style="list-style-type: none"> <li>• Other types of wood</li> </ul>
<b>Surface colour</b>	<ul style="list-style-type: none"> <li>• micro porous paint or stain coating system,</li> </ul>	<ul style="list-style-type: none"> <li>• Two-colour painting</li> </ul>
<b>Additional elements</b>	<ul style="list-style-type: none"> <li>• astragal bars 20mm or 24mm with aluminum or plastic duplex,</li> <li>• structural bars (min. 65mm),</li> <li>• traditional leaded patterns,</li> <li>• knockers, spyholes, hinges covers, automatic doors closers, letters, digits, letter boxes, alucobond cladding, other</li> </ul>	





### FD 01

RAL 9016

Handle: Balmoral / polished chrome

Sandblasted glass with clear margin



### FD 02

RAL 9001

Handle: Balmoral / brass

Satinglass/ astragal bars



### FD 03

RAL 7040

Handle: Balmoral / black

Satin glass/ astragal bars





### FD 04

RAL 1001  
Handle: Balmoral / black  
Sandblasted glass with clear margin  
Letterplate



### FD 05

RAL 6021  
Handle: Balmoral / polished chrome  
Satin glass  
Centre Door Knob



### FD 06

RAL 5014  
Handle: Balmoral / chrome  
Satin glass  
Centre Door Knob





### FD 07

RAL 6019  
Handle: Balmoral/ black  
Letterplate



### FD 08

RAL 7004  
Handle: Balmoral / polished chrome  
Satin glass with clear margine  
Letterplate



### FD 09

RAL 5024  
Handle: Balmoral / polished chrome  
Satin glass with clear margine  
Centre Door Knob

! Possible modifications: colour, type of glass (ornamental, sandblasted, stained glass)





### FD 10

RAL 7016/9016  
Handle: Balmoral / polished chrome  
Door Knocker: Ring  
Letterplate



### FD 11

RAL 3004/9016  
Handle: Balmoral / brass  
Satin glass  
Door Knocker: Doctor  
Letterplate



### FD 12

RAL 5002/9016  
Handle: Balmoral / polished chrome  
Letterplate





### FD 13

RAL 7036/9016  
Handle: Balmoral / black  
Letterplate



### FD 14

RAL 3002/9016  
Handle: Balmoral / brass  
Satin glass  
Letterplate



### FD 15

RAL 5012/9016  
Handle: Balmoral / polished chrome  
Satin glass  
Centre Door Knob  
Letterplate

! Possible modifications: colour, type of glass (ornamental, sandblasted, stained glass)



### FD 16

RAL 9005/9016  
Handle: Balmoral / polished chrome  
Letterplate



### FD 17

RAL 6005/9016  
Handle: Balmoral / brass  
Stained glass



### FD 18

RAL 3004/9016  
Handle: Balmoral / brass  
Stained glass  
Letterplate





### FD 19

RAL 1003/9016  
Handle: Balmoral / black  
Letterplate



### FD 20

RAL 7002/9016  
Handle: Balmoral / satin chrome  
Letterplate



### FD 21

RAL 5022/9016  
Handle: Balmoral / brass  
Door Knocker: Ring



### FD 22

RAL 1019/9016  
Handle: Balmoral / black  
Clear toughened glass



### FD 23

RAL 6011/ 901  
Handle: Balmoral / satin chrome  
Satin glass





### FD 24

RAL 6005/9016  
Handle: Balmoral / satin chrome  
Satin glass  
Letterplate



### FD 25

RAL 5002/9016  
Handle: Balmoral / polished chrome  
Door Knocker: Ring




### FD 26

RAL 3032/ 9016  
Handle: Balmoral / brass  
Stained glass

# STANDARD EQUIPMENT

## Handles

- model: Balmoral,
- solid die cast zinc construction,
- ergonomic lever and low friction nylon bush, easy to grip and smooth action,
- colour coordinated screw heads,
- all finishes meet the requirements of BS EN 1670:2007 Grade 5 (480 hours) for Corrosion Resistance,
- Tested to PAS 24:2012.



Brass



Polished chrome



White




Black



Satin chrome

## Tresholds

- double seal for extra protection (inward opening doors),
- effective for new or retro-fit projects,
- minimal obstruction to wheelchairs.





# Standard equipment

## HARDWARE SYSTEM

### Hinges:

- Revolutionary 3D adjustment,
- The sash and frame linkage arm is fixed together, which ensures that the two components remain connected even under extreme conditions,
- The hinge bushes are made from a material extremely resistant to wear,
- Tested according to UK standards PAS 24.



Black



FUHR®



Polished Chrome



Brass



Satin Chrome

### Multipoint locking system

5- multipoint locking system the RC3 class of the German FUHR company.




# Optional equipment

## HARDWARE SYSTEM

### Winkhaus AV2 Heritage Door Lock

- automatic locking with 2 solid anti pushback hooks,
- automatically operated lock- instant higher security,
- gearbox test – 100 000 cycles,
- the lowest possible operating forces
- “Secured by Design”, PAS24 SGK and VdS accredited.



## HARDWARE SYSTEM

### Yale Heritage TS007 Door Pull

- outstanding security without compromising on style,
- stainless steel shroud,
- no visible fixing screws,
- PAS 24:2016 security tested.





# Optional equipment

## Other options/additional elements:

knockers, spyholes, automatic door closers, letters, digits, letter boxes, other.

## Centre Door Knobs:



ART DECO



OCTAGONAL



ROUND

Ask our consultant about the availability of models and colours.

## Door Knockers:



RING



DOCTOR



VICTORIAN

## Letterplate

Knockers, spyholes, hinges covers, automatic door closers, letters, digits, letter plates, other.



WHITE




POLISHED CHROME



SATIN CHROME



BLACK



BRASS

- die cast front and back plates and a colour co-ordinated frame,
- high security letterplate with anti-snap flap,
- fully weather sealed and outstanding acoustic insulation,
- clear access for A4 mailings.



# Optional equipment

## Surface colour




- micro porous paint or stain coating system,
- covering paints in the full RAL/ FARROW & BALL palette,
- colours that show the wood's structure REMMERS.



## Special Glazing


- ornamental glass, stained glass,
- toughened, laminated glass




CHINCHILLA



CHINCHILLA BROWN




DELTA MAT




MASTER POINT




NIAGARA




SILVIT




KURA



WATERDROP



CREPI



SATINOVO

## Sandblasted glass




## Stained glass



## Stained glass








**Modern, constantly developed technological line enables the implementation of projects for the most demanding Polish and foreign customers.**

We have a modern, technologically advanced machinery, which we are gradually modernising and supplementing with new items. As a result, we are expanding our production capabilities and increasing the efficiency and accuracy of machining.

**All processes are subject to careful control.**











#### IN OUR OFFER YOU WILL ALSO FIND:

- French/ bi fold/ sliding doors,
- Traditional sash, casement and stormproof windows,
- Tilt & Turn windows,
- Timber-aluminum windows,
- Energy-saving doors,
- Other products.